



ESE EDI Student Survey Quantitative Results

I feel supported and included at ESE (the Department of Earth Science and Engineering)




● Strongly agree [31%, 28]
 ● Agree [58%, 52]
 ● Neither agree nor disagree [9%, 8]
 ● Disagree [2%, 2]
 ● Strongly disagree [0%, 0]
 ● Prefer not to say [0%, 0]

ESE welcomes and values students' views



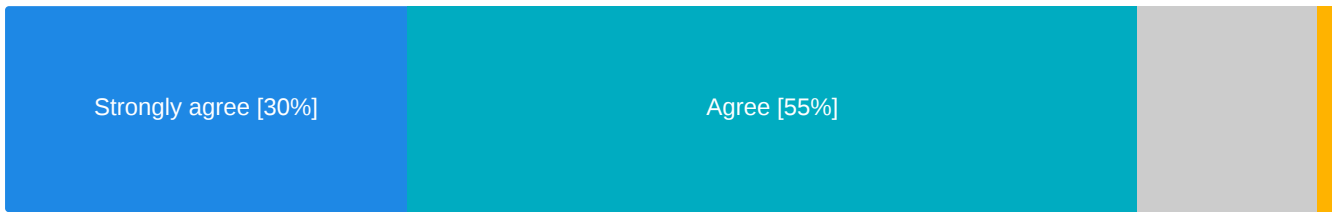
● Strongly agree [34%, 31]
 ● Agree [51%, 46]
 ● Neither agree nor disagree [11%, 10]
 ● Disagree [3%, 3]
 ● Strongly disagree [0%, 0]
 ● Prefer not to say [0%, 0]

ESE is a good place for everyone to study



● Strongly agree [39%, 35]
 ● Agree [47%, 42]
 ● Neither agree nor disagree [7%, 6]
 ● Disagree [6%, 5]
 ● Strongly Disagree [2%, 2]
 ● Prefer not to say [0%, 0]

Departmental leadership (Head of Department, Director of Undergrad Studies, Senior Tutor etc.) actively supports equality, diversity and inclusion (EDI)



- Strongly agree [30%, 27]
- Agree [55%, 49]
- Neither agree nor disagree [13%, 12]
- Disagree [1%, 1]
- Strongly disagree [0%, 0]
- Prefer not to say [0%, 0]

I feel ESE cares about my mental health and wellbeing



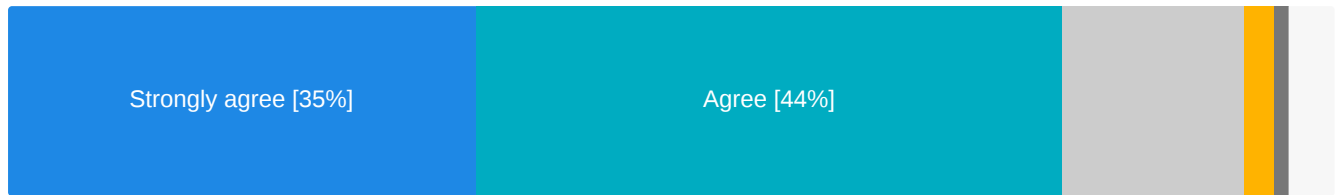
- Strongly agree [42%, 37]
- Agree [48%, 43]
- Neither agree nor disagree [8%, 7]
- Disagree [2%, 2]
- Strongly disagree [0%, 0]
- Prefer not to say [0%, 0]

I know where to find support in ESE when I experience difficulty




- Strongly agree [43%, 38]
- Agree [47%, 42]
- Neither agree nor disagree [8%, 7]
- Disagree [2%, 2]
- Strongly disagree [0%, 0]
- Prefer not to say [0%, 0]

I feel the curriculum is accessible to all students, regardless of their background (for example disability, gender identity, race, sexual orientation, etc)



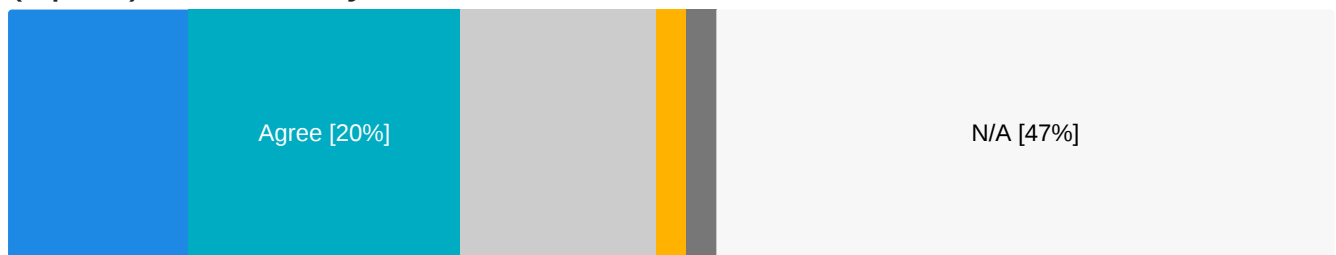
● Strongly agree [35%, 31] ● Agree [44%, 39] ● Neither agree nor disagree [14%, 12] ● Disagree [2%, 2]
 ● Strongly disagree [0%, 0] ● Prefer not to say [1%, 1] ● N/A [3%, 3]

I know where to find help if I disclose a specific learning difficulty (SpLD) or disability and need support for my learning



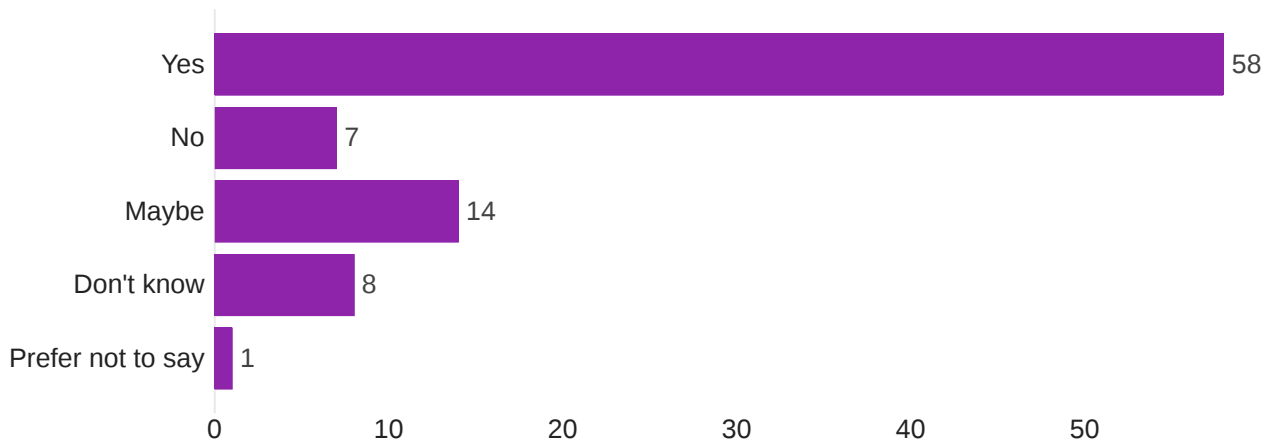
● Strongly agree [27%, 24] ● Agree [35%, 31] ● Neither agree nor disagree [16%, 14] ● Disagree [5%, 4]
 ● Strongly disagree [0%, 0] ● Prefer not to say [1%, 1] ● N/A [16%, 14]

I receive adequate learning support for a specific learning difficulty (SpLD) or disability

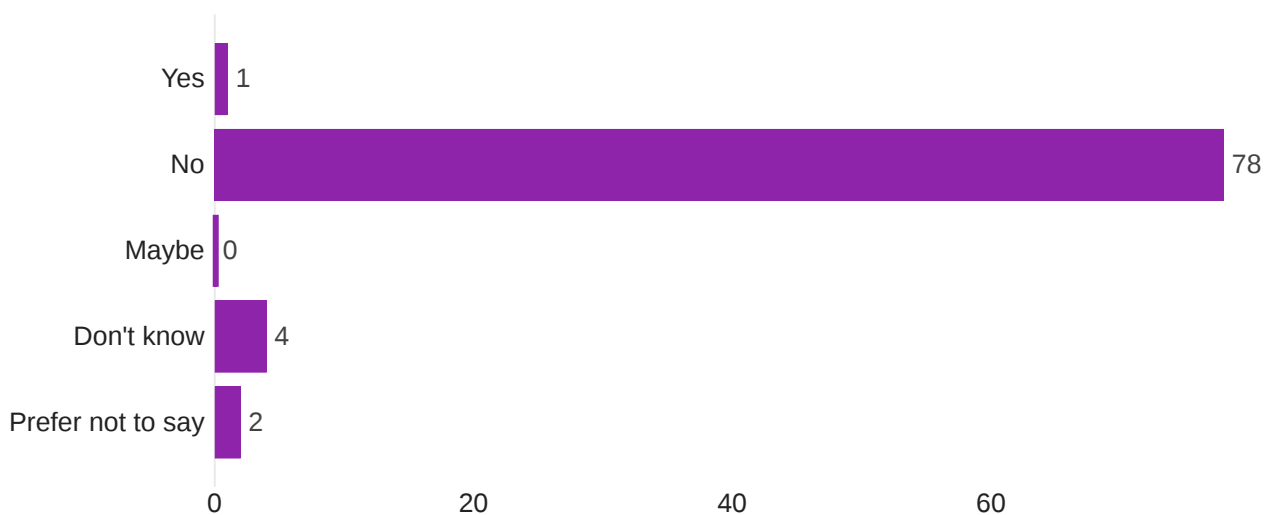


● Strongly agree [14%, 12] ● Agree [20%, 18] ● Neither agree nor disagree [15%, 13] ● Disagree [2%, 2]
 ● Strongly disagree [0%, 0] ● Prefer not to say [2%, 2] ● N/A [47%, 41]

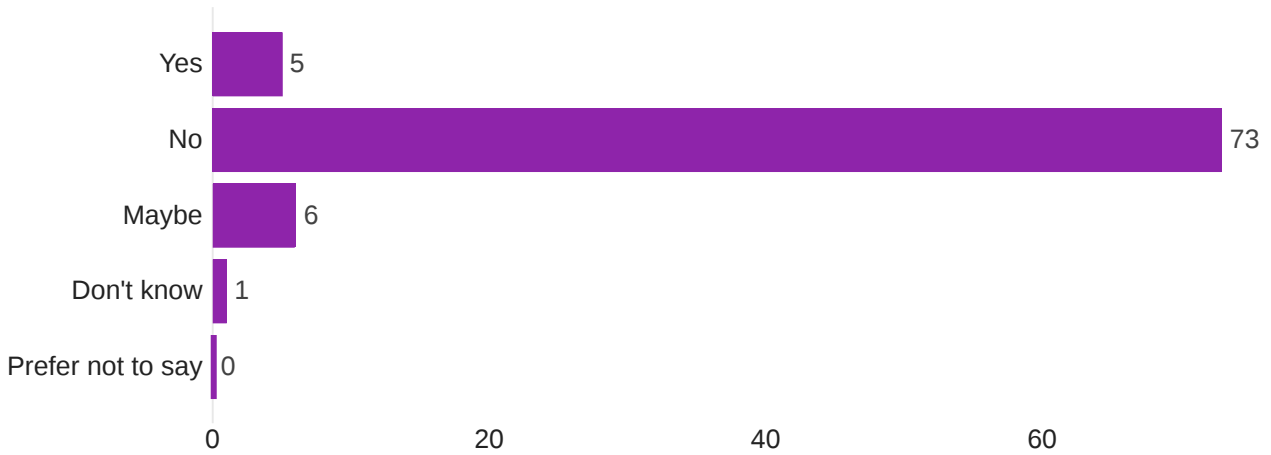
I am aware that I can take part in outreach activities to encourage school children to join the Department. (Outreach activities include talks in schools, taking part in open days, etc)



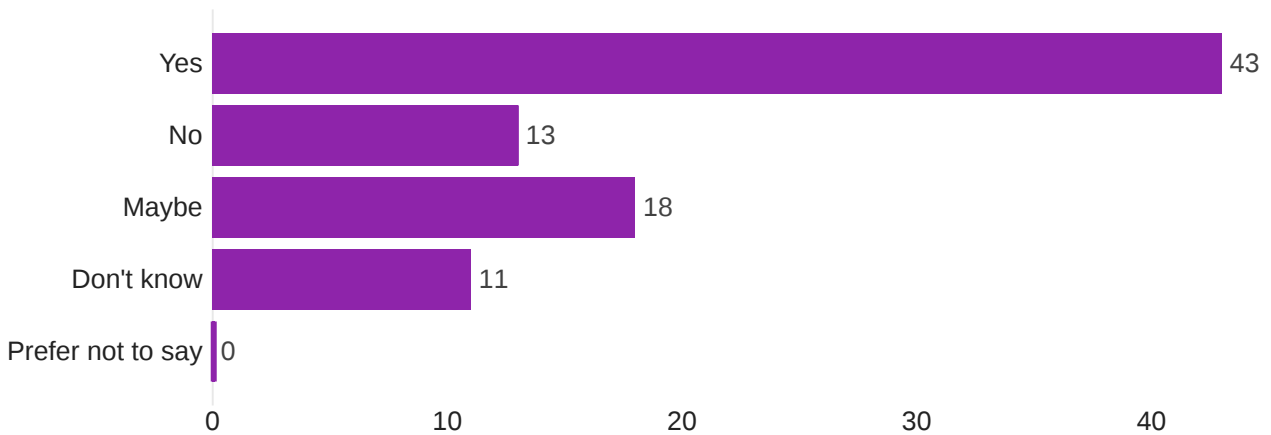
I have experienced bullying and/or harassment in ESE in the past 12 months (Please note, bullying and harassment can be reported on Report and Support. Please view this webpage for more information and links to support)



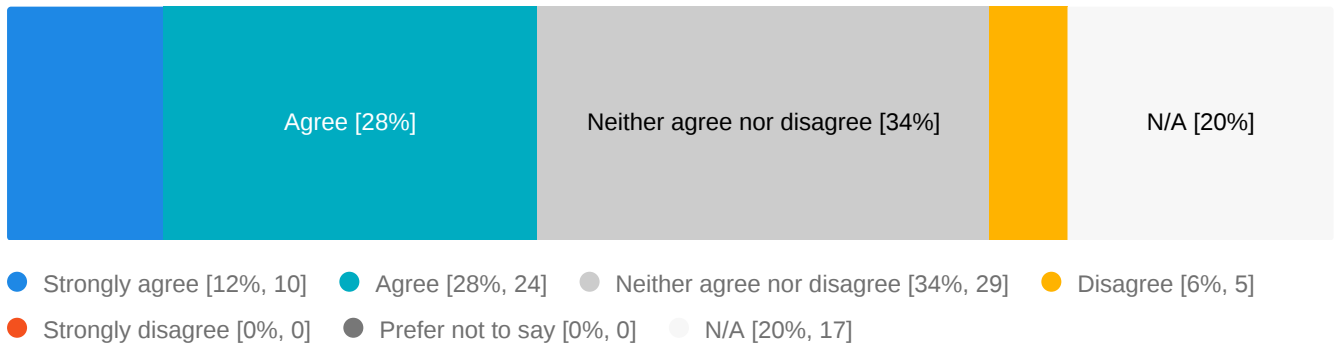
I have witnessed bullying and/or harassment in ESE in the past 12 months



I know how to report bullying and/or harassment



Departmental management is active in tackling bullying and harassment



I receive adequate support from field trip leaders to carry out my fieldwork



● Strongly agree [19%, 16]
 ● Agree [32%, 27]
 ● Neither agree nor disagree [12%, 10]
 ● Disagree [2%, 2]

● Strongly disagree [0%, 0]
 ● Prefer not to say [0%, 0]
 ● N/A [35%, 29]

I find briefings and materials before a field trip useful



● Strongly agree [27%, 23]
 ● Agree [30%, 25]
 ● Neither agree nor disagree [8%, 7]
 ● Disagree [1%, 1]

● Strongly disagree [0%, 0]
 ● Prefer not to say [0%, 0]
 ● N/A [33%, 28]

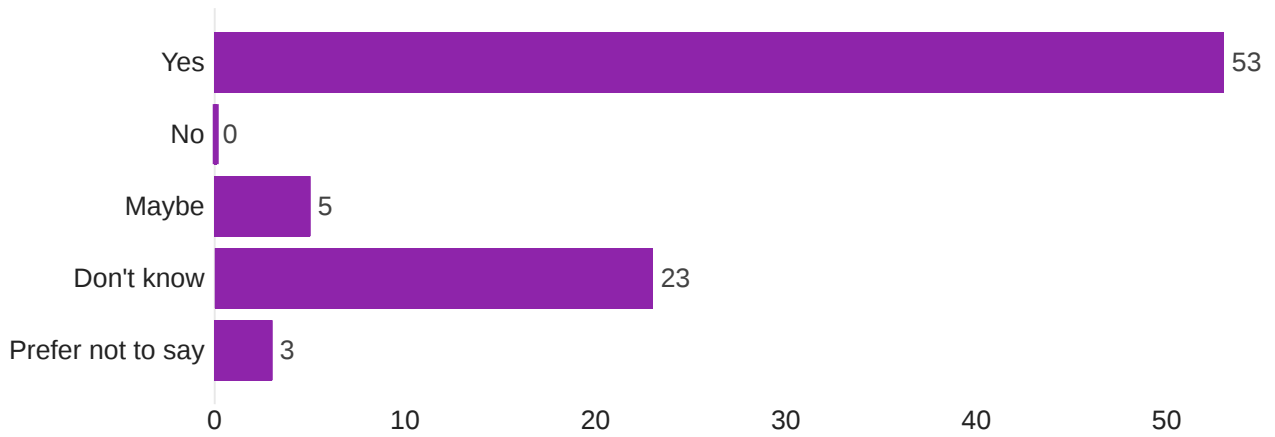
Fieldtrips are inclusive for all types of students regardless of their background (for example disability, gender identity, race, sexual orientation, etc)



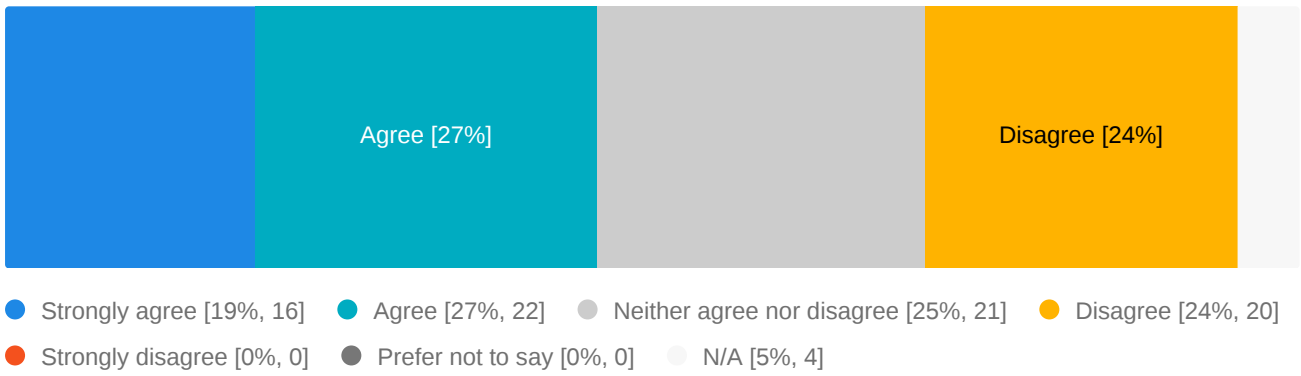
● Strongly agree [20%, 17]
 ● Agree [23%, 19]
 ● Neither agree nor disagree [14%, 12]
 ● Disagree [6%, 5]

● Strongly disagree [1%, 1]
 ● Prefer not to say [1%, 1]
 ● N/A [35%, 29]

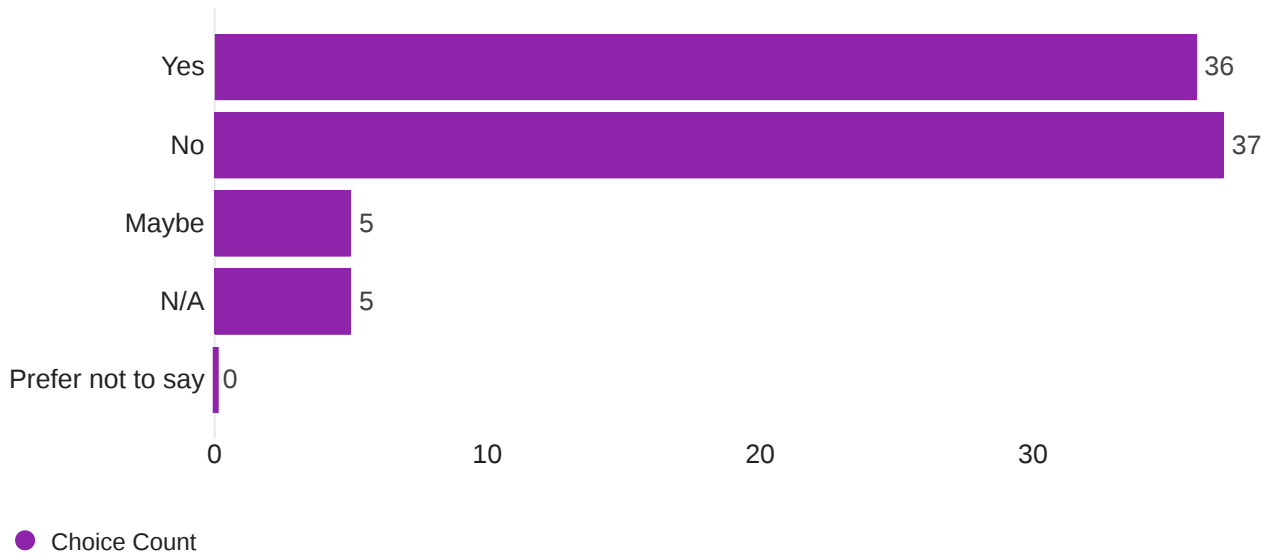
I find field trips beneficial



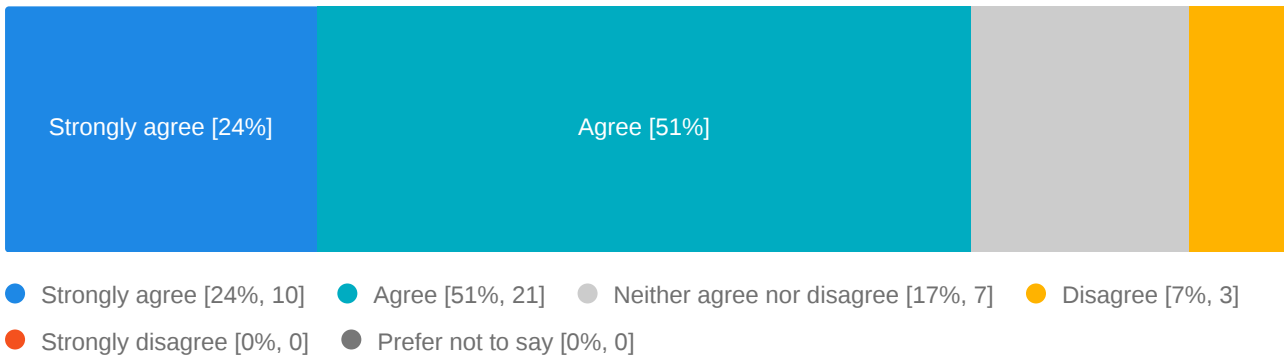
I know where to go for career advice within ESE



Have you attended a career panel or event at ESE?

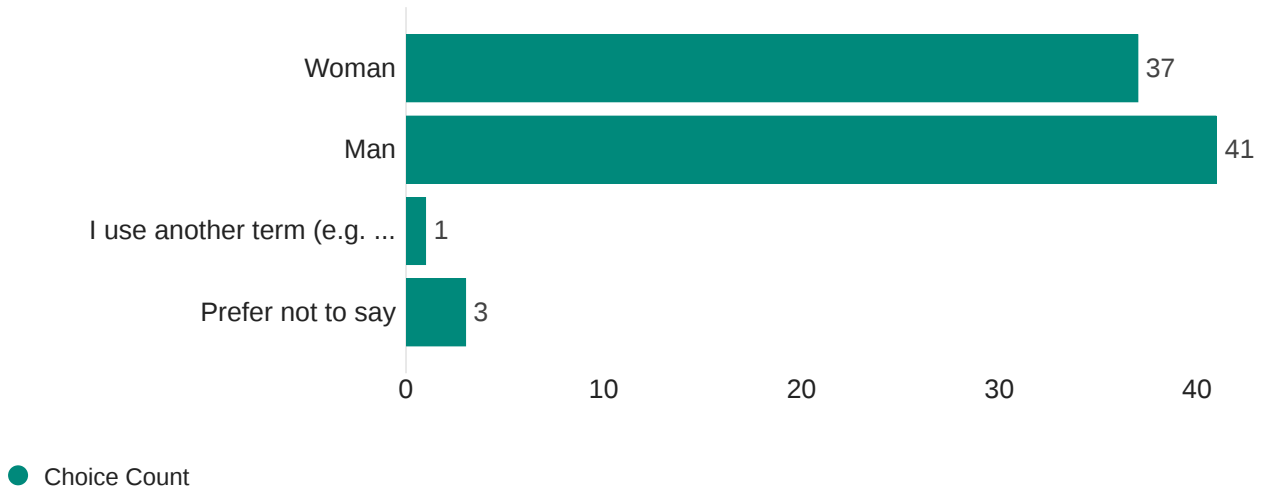


I felt the event was useful.

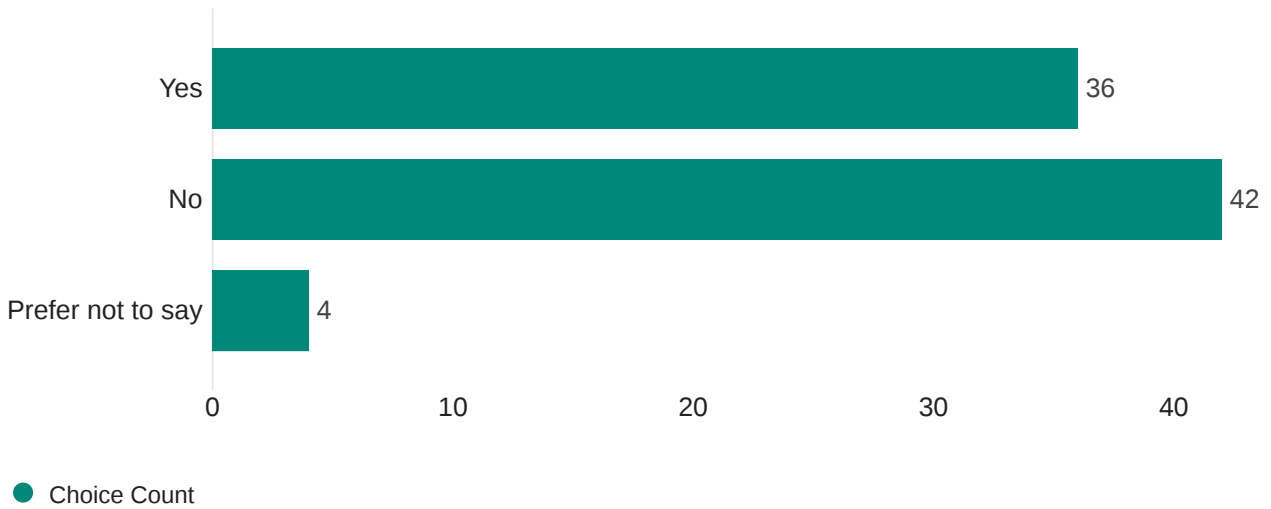


Demographic Questions

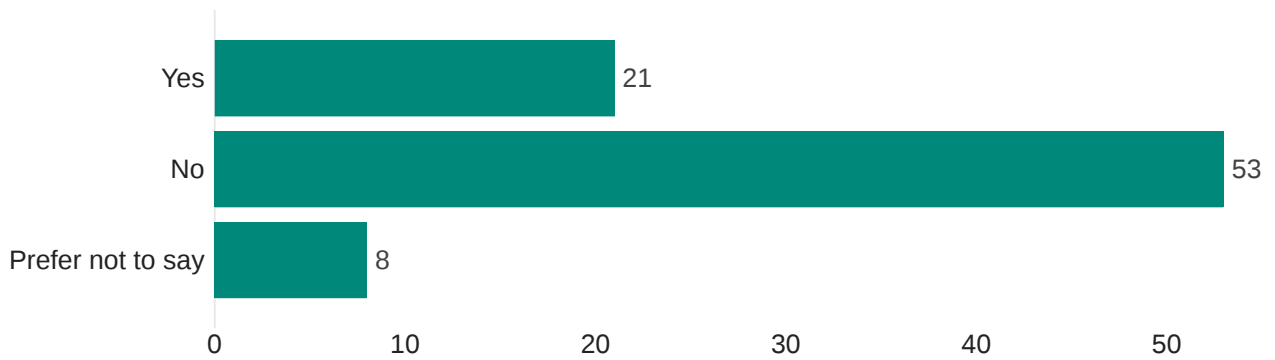
What best describes your gender identity? - Selected Choice



Do you consider yourself to be from a minority ethnic background?

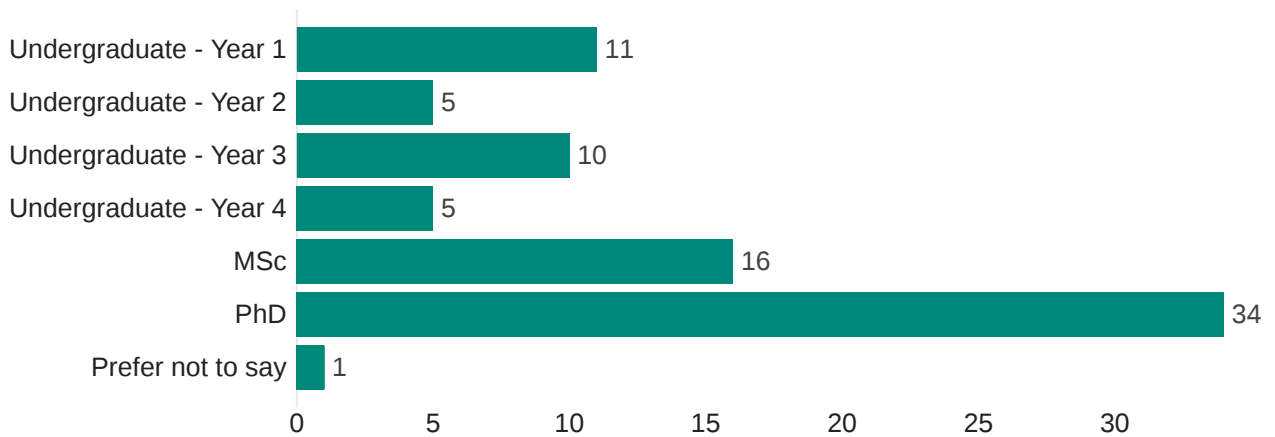


Would you identify yourself as underrepresented?



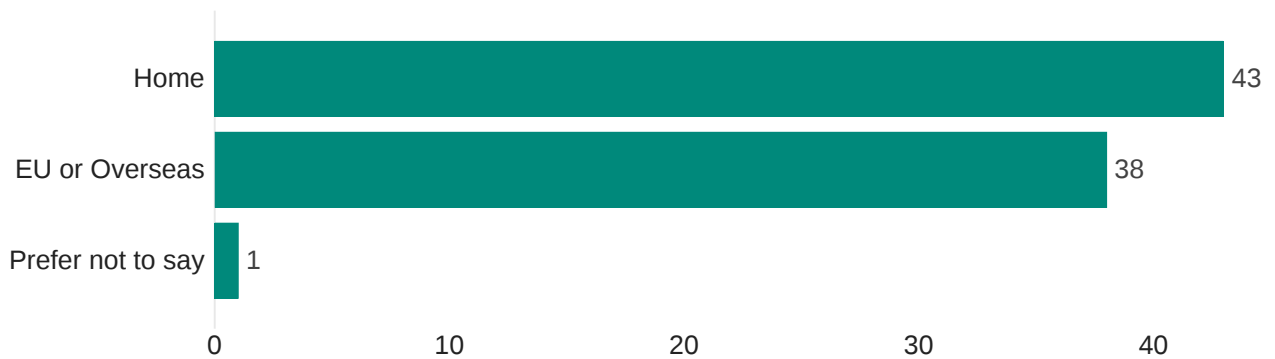
● Choice Count

What year of study are you in?



● Choice Count

What is your student fee status?



● Choice Count